

Cat5 Reach

Installation and Operation

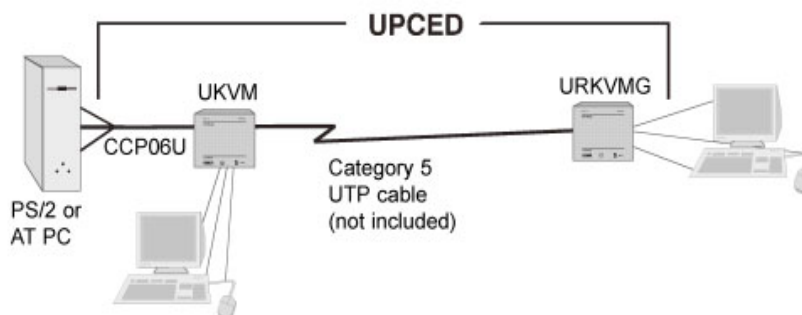
Introduction

Cat5 Reach includes a transmitter-receiver (UKVM/URKVMG) pair that enables you to locate a PC (CPU) in a clean, secure area and access the PC from any convenient, remote location. The remote user (keyboard, monitor, and mouse), connected to the receiver, can be up to 1000 feet from the PC using Category 5 UTP cable. In addition to the remote user, a local user (keyboard, monitor, and mouse) can be connected to the transmitter. Similarly, Cat5 Reach can be used to extend distances between Raritan KVM switches, user consoles, and connected computers.

Cat5 Reach Application with PC

Cat5 Reach

To locate a keyboard, monitor, and mouse 30 feet to 1000 feet from a PC



Sequence of Steps for Cat5 Reach Installation

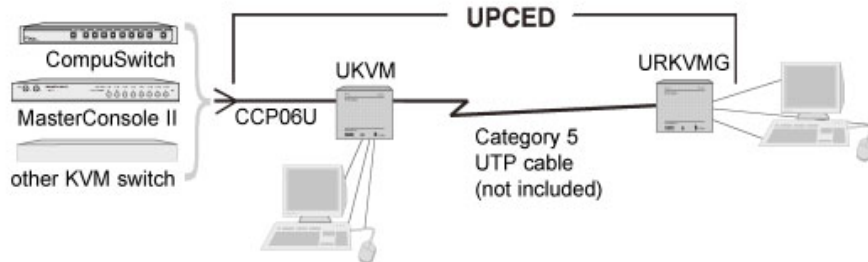
1. Before connecting to the PC (CPU), make sure that the PC is powered off.
2. Connect UKVM to PC using included CCP06U cable.
3. Connect UKVM to URKVMG using standard Category 5 enhanced UTP cable with RJ45 connectors up to 1000 feet in length (resolutions up to 1024 x 768) or 650 feet in length (resolutions from 1280 x 1024 and greater).
4. Plug the DC Adapter (Part # A10D1-06MP) into the URKVMG and the other end into an AC power outlet
5. Plug a keyboard, VGA monitor, and PS/2 mouse into URKVMG (and UKVM if desired).
6. Power on the PC and VGA monitor and operate.
7. The URKVMG contains automatic video tuning (AVT) and is pre-set at the factory. No manual adjustments should be required—the URKVMG will automatically adjust the video quality based on the length of the Category 5 cable. If you feel that the video quality is not satisfactory, an adjustment can be made by inserting a small flat-head screwdriver into the opening labeled Video Adjustment and slowly fine-tuning the adjustment up or down

Cat5 Reach

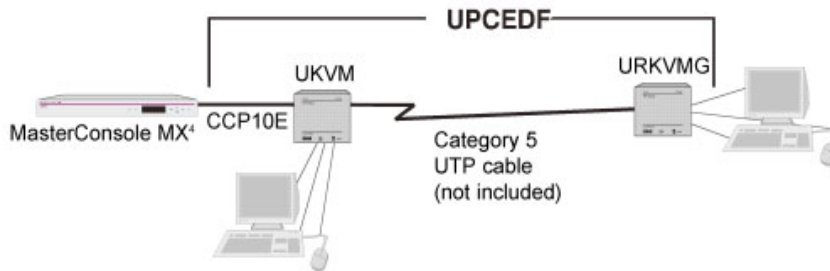
Cat5 Reach Applications with MasterConsole (or other KVM Switch)

Cat5 Reach Extended Length Kit to connect a user console

To locate a user console (keyboard, monitor, and mouse) 30 feet to 1000 feet from MasterConsole or other KVM switch

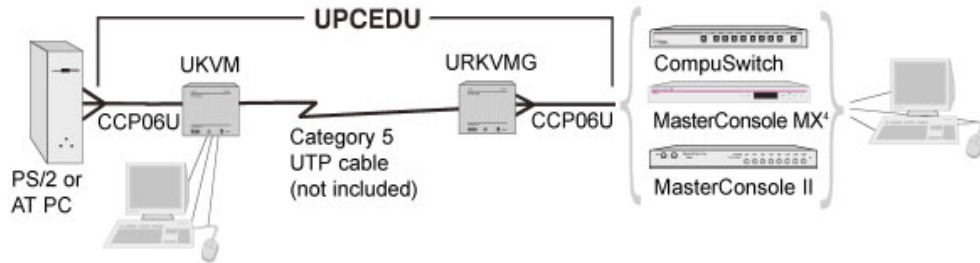


To locate a user console (keyboard, monitor, and mouse) 30 feet to 1000 feet from MasterConsole MX⁴



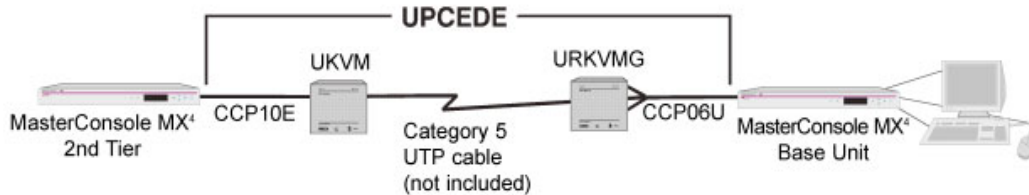
Cat5 Reach Extended Length Kit to connect a PC

To locate a PC 30 feet to 1000 feet from MasterConsole or other KVM switch



Cat5 Reach Extended Length Kit to cascade MasterConsole MX⁴ units

To cascade MasterConsole MX⁴ units from 30 feet to 1000 feet



Cat5 Reach

Specifications for Components

UKVM (Transmitter)

Dimensions	4.3" (W) x 3.6" (D) x 1.0" (H) 108mm (W) x 91mm (D) x 23mm (H)
Weight	0.5 lbs. (0.2 kg)
Power	No external power required
Connectors to PC	2' universal cable kit CCP06U included
User Port (local access)	6 pin keyboard & mouse, HD15 monitor

URKVMG (Receiver)—Automatic Video Tuning

Dimensions	4.3" (W) x 3.6" (D) x 1.0" (H) 108mm (W) x 91mm (D) x 23mm (H)
Weight	0.5 lbs. (0.2 kg)
Power	6V DC input (Adapter included)
User Port (remote access)	6 pin keyboard & mouse, HD15 monitor

Note:

Raritan's Category 5 UTP transmitter-receiver (UKVM/URKVMG) products provide a convenient and cost effective way to extend PC access.

Distance

Up to 1000 feet
Up to 650 feet

Resolutions

From 640 x 480 to 1024 x 768
From 1280 x 1024 to 1600 x 1200

The quality of the video can be affected by the quality of the cable used. The following cables have been tested and are determined to produce satisfactory results with the products:

Manufacturer

Belden
Belden
Madison Cables
Helix/Hitemp Cables

Cable Type (enhanced)

Datatwist 350 Type 1700A
Mediatwist Type 1872A
p/n 08FI00013
p/n 803508F

Raritan's Category 5 Reach products utilize the EIA/TIA T568B standard. Category 5 UTP cable used with Raritan's Category 5 products should be enhanced and must conform to this standard.