



Mount up to four monitors from floor or ceiling

These display mounts are ideal for distance learning, teleconferencing, retail settings, or anywhere multiple monitors are needed. They feature an efficient, space-saving design, easy installation and multiple adjustments. The components are ordered individually to create the specific unit needed: a pedestal or ceiling mount that supports two or four monitors using standard Jumbo 2000™ mounts.

FEATURES

- Color: Black
- Multi-screen display
- Easy to install, modular design
- Adjustable 0°-30° tilt and swivel
- Adjustable rotation of dual units

MAX. LOAD:

600 lb-1200 lb (272-545 kg)
depending on ceiling attachment used.

How to Select a System:

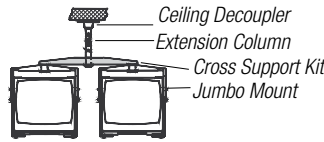
- 1) Determine whether a floor or ceiling system is required.
- 2) Determine the number of monitors required for your display.
- 3) Select the appropriate **Jumbo 2000® mount** to fit the monitors (see chart on page 81). Side by side units must be the same size.
- 4) Select **Cross Support Kits** for the selected mounts (order one kit for a dual display; two for a quad display).
- 5) Select the following components for your system:

SYSTEM CONFIGURATIONS

Ceiling Systems

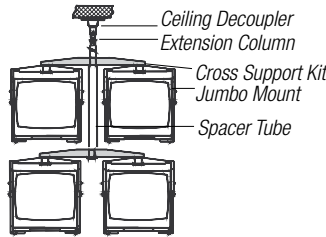
Dual Ceiling System

- 2 Jumbo Monitor Mounts
- 1 Cross Support Kit
- 1 Ceiling Decoupler
- 1 Adjustable Extension Column



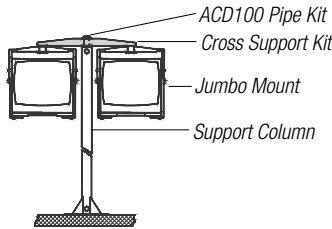
Quad Ceiling System

- 4 Jumbo Monitor Mounts
- 2 Cross Support Kits
- 1 Ceiling Decoupler
- 1 Adjustable Extension Column
- 1 Spacer Tube



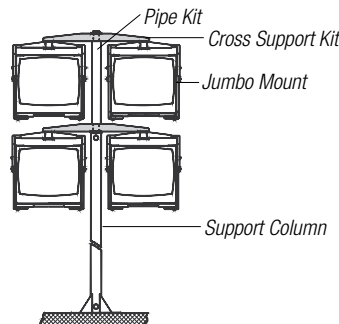
Dual Pedestal System

- 2 Jumbo Monitor Mounts
- 1 Support Column
- 1 Cross Support Kit
- 1 ACD100 Pipe Kit



Quad Pedestal System

- 4 Jumbo Monitor Mounts
- 2 Cross Support Kits
- 1 Support Column
- 1 Pipe Kit



For Pedestal Systems:

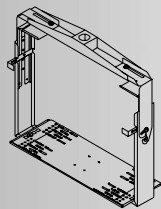
- Select the **Support Column** to achieve the desired display height.
- FOR DUAL SYSTEMS, order **Pipe Kit Model ACD100**.
- FOR QUAD SYSTEMS, order the appropriate length **Pipe Kit**.

For Ceiling Systems:

- Select a **Ceiling Decoupler**.
- Select an **Extension Column** to achieve the desired height. For Quad Displays, please note that the extension column runs through the spacer tube.
- FOR QUAD SYSTEMS ONLY, select a **Spacer Tube** to fit Jumbo mount (ACD models, page 81).

See next page for component descriptions.

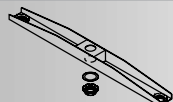
Jumbo 2000™ Mount



The TV must fit within the dimensions listed.

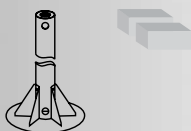
MODEL	Fits Screen Size	TV Width	TV Height	Platform Depth	Ship Weight
JM2630	13"-17" (33.43.2 cm)	13.5"-21" (34.3-53.3 cm)	11.4"-17.7" (29-45 cm)	10" (25.4 cm)	22 lb (9.9 kg)
JM2640	19"-21" (48.3-53.3 cm)	18"-26" (45.7-66 cm)	14.2"-20.4" (36.1-51.8 cm)	10" (25.4 cm)	24.1 lb (10.9 kg)
JM2640D	19"-21" (48.3-53.3 cm)	18"-26" (45.7-66 cm)	14.2"-20.4" (36.1-51.8 cm)	14" (35.6 cm)	27 lb (12.2 kg)
JM2650	25"-27" (63.5-68.6 cm)	24"-31" (61-78.7 cm)	19.2"-25.4" (48.8-64.5 cm)	10" (25.4 cm)	26 lb (11.8 kg)
JM2650D	25"-27" (63.5-68.6 cm)	24"-31" (61-78.7 cm)	19.2"-25.4" (48.8-64.5 cm)	14" (35.6 cm)	30.6 lb (13.9 kg)
JM2660	30"-36" (76.2-91.4 cm)	29"-36" (73.7-91.4 cm)	24.2"-30.4" (61.4-77.2 cm)	14" (35.6 cm)	39 lb (17.7 kg)

Cross Support Kit



MODEL	Fits Jumbo 2000 models	Ship Weight
MDJ630	JM 2630	8.3 lb (3.8 kg)
MDJ640	JM 2640/D	10 lb (4.5 kg)
MDJ650	JM 2650/D	14.9 lb (6.8 kg)
MDJ660	JM 2660	15 lb (6.8 kg)

Support Column



MODEL	Column Height	Base Diameter	Load Capacity	Ship Weight
COL410	4' (1.2 m)	15" (38 cm)	870 lb (394.6 kg)	32 lb (14.5 kg)
COL510	5' (1.5 m)	15" (38 cm)	870 lb (394.6 kg)	36 lb (16.3 kg)
COL610	6' (1.8 m)	15" (38 cm)	870 lb (394.6 kg)	38 lb (17.2 kg)
COL710	7' (2.1 m)	15" (38 cm)	870 lb (394.6 kg)	42 lb (19.1 kg)
COL810	8' (2.4 m)	15" (38 cm)	870 lb (394.6 kg)	55 lb (24.9 kg)

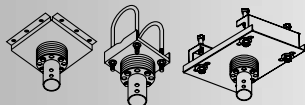
Height = Distance from floor to bottom of the lowest cross support

Pipe Kits



MODEL	Fits Jumbo 2000 models	Spacer Length	Ship Weight
ACD100	Must be used for Dual Pedestal System		4 lb (1.8 kg)
ACD635	JM 2630	24" (61 cm)	14 lb (6.4 kg)
ACD645	JM 2640/D	27" (69 cm)	15 lb (6.8 kg)
ACD655	JM 2650/D	34" (86.4 cm)	18 lb (8.2 kg)
ACD665	JM 2660	39" (99.1 cm)	22 lb (9.9 kg)

Ceiling Decoupler



* See page 77 for details.

MODEL	Ceiling type	Load Capacity	Ship Weight
DCT300*	For truss ceiling	1200 lb (545 kg)	4.6 lb (2.1 kg)
DCS400*	For structural or finished ceiling	1200 lb (545 kg)	7.8 lb (3.5 kg)
DCT500*	For I-Beams	600 lb (272.16 kg)	9.4 lb (4.3 kg)
DCT600*	For I-Beams	600 lb (272.16 kg)	13.1 lb (6 kg)
DCT700*	For I-Beams	600 lb (272.16 kg)	13.6 lb (6.2 kg)
DCT800*	For I-Beams	600 lb (272.16 kg)	14 lb (6.4 kg)
DCT900*	For I-Beams	600 lb (272.16 kg)	9 lb (4.1 kg)

Spacer Tube



MODEL	Fits Jumbo	Spacer Length	Ship Weight
ACD630	JM 2630	24" (61 cm)	7 lb (3.2 kg)
ACD640	JM 2640/D	27" (68.6 cm)	9 lb (4.1 kg)
ACD650	JM 2650/D	33" (83.8 cm)	9 lb (4.1 kg)
ACD660	JM 2660	39" (99.1 cm)	12 lb (5.4 kg)

* For Quad Systems: if upper & lower monitors are different sizes, base selection on the model number of the upper mounts.

Adjustable Extension Columns



MODEL	Length**	Ship Weight
ADD012018****	12"-18" (31-46 cm)	5 lb (2.3 kg)
ADD018024****	18"-24" (46-61 cm)	5.5 lb (2.5 kg)
ADD0203****	2'-3" (0.6-1.0 m)	8.2 lb (3.7 kg)
ADD0305****	3'-5" (0.9-1.5 m)	13.3 lb (6 kg)
ADD0406	4'-6" (1.2-1.8 m)	16 lb (7.3 kg)
ADD0507	5'-7" (1.5-2.1 m)	21 lb (9.5 kg)
ADD0608	6'-8" (1.8-2.4 m)	22 lb (10 kg)
ADD0709	7'-9" (2.1-2.7 m)	26 lb (11.8 kg)
ADD0810	8'-10" (2.4-3.1 m)	28 lb (12.7 kg)
ADD0911	9'-11" (2.7-3.4 m)	30.3 lb (13.7 kg)
ADD1012	10'-12" (3.1-3.7 m)	34 lb (15.4 kg)

Fixed Length Extension Columns



MODEL	Length**	Ship Weight
ADD101	1' (30.5 cm)	4.6 lb (2.1 kg)
ADD102	2' (61 cm)	7.1 lb (3.2 kg)
ADD103	3' (91.5 cm)	11.3 lb (5.1 kg)
ADD104	4' (1.22 m)	13.4 lb (6.1 kg)
ADD105	5' (1.52 m)	17.8 lb (8.1 kg)
ADD106	6' (1.83 m)	20.5 lb (9.3 kg)
ADD107	7' (2.13 m)	25.8 lb (11.7 kg)
ADD108	8' (2.44 m)	28.2 lb (12.8 kg)
ADD109	9' (2.74 m)	35.8 lb (16.2 kg)
ADD110	10' (3.05 m)	38.2 lb (17.3 kg)

** Drop length of final display ceiling assembly will vary according to selected decoupler unit. For Quad Ceiling Displays, extension column runs through spacer tube. See technical data sheet for complete information.

*** Not available for Quad Systems
**** Not available for Quad Systems with models MDJ 650, 650D, or 660