



Flat Panel Solutions

Solution

X



To capture the benefits of flat panel display technology, Engineered Data Products developed X-Sight. This latest innovation from EDP is designed to create high density computer work environments. X-Sight incorporates advanced ergonomics and enables smaller footprints and greater design capabilities. Configurable in different heights, widths, and depths with various angled corners to build comfortable, efficient offices, command centers, or call centers.



X-Sight is intended to assist your efforts to meet the proposed requirements of ANSI/HFES 100 Ergonomic Standards. The product line provides ergonomic adaptability as well as adjustability for computing-intensive, 24/7 environments. You can reconfigure X-Sight as you migrate towards flat panel displays. Users with a flat panel display arm can adjust screen position from shift to shift, accommodating the personal ergonomic requirements of all users.

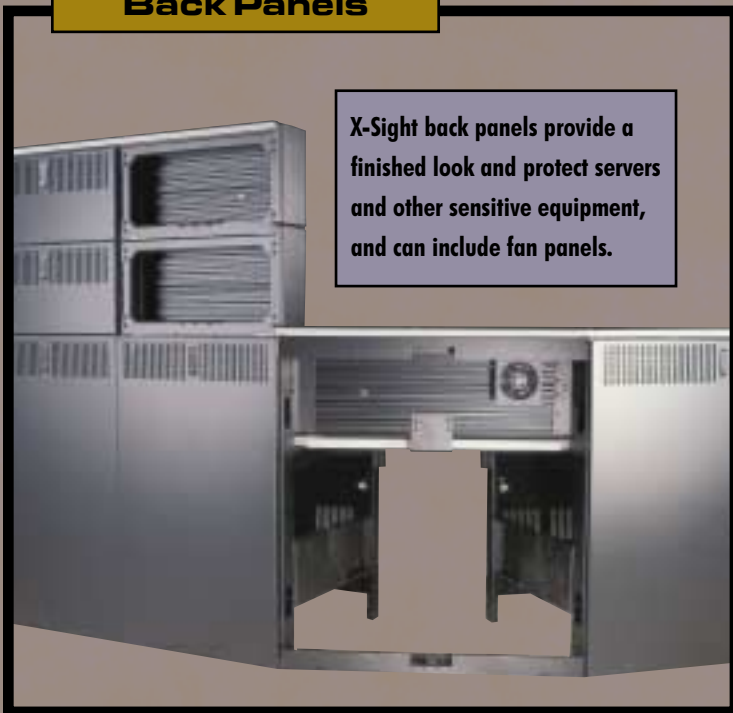
Key Features

Flat Panels



X-Sight's Flat Panel Display Monitor Arm adjusts to allow users to move screens to comfortable focal points. EDP uses an industry (VESA) standard mounting interface that will attach to most flat panel technology.

Back Panels




X-Sight back panels provide a finished look and protect servers and other sensitive equipment, and can include fan panels.

3-Piece Worksurface



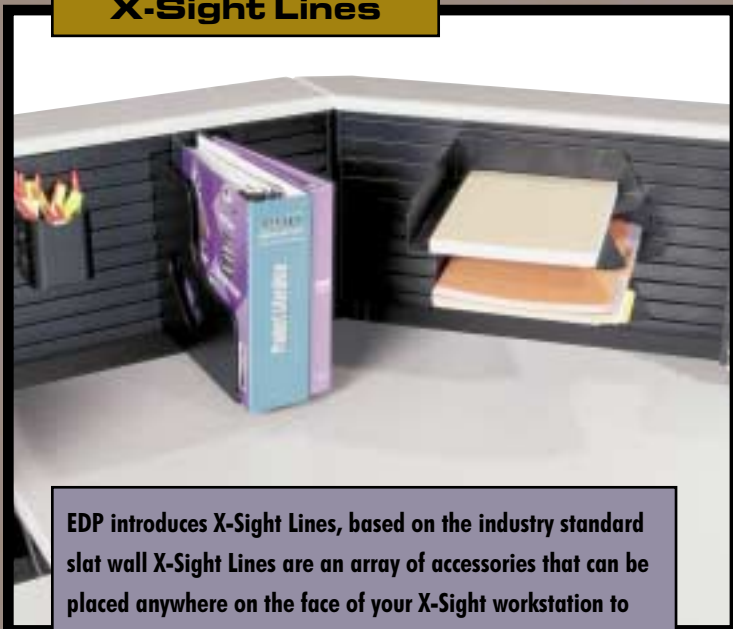
Full depth units incorporate a three piece work surface to facilitate full size monitor adjustability. Worksurface can easily be reduced to accommodate flat panel technology, with EDP's telescoping support leg.

Side Panels



Decorative side panels complete the X-Sight unit. Available in 6 color options to mix and match EDP current paint color options. Side panel colors include Black, Tan, Wine, Grey, Silver and Blue.

X-Sight Lines



EDP introduces X-Sight Lines, based on the industry standard slat wall X-Sight Lines are an array of accessories that can be placed anywhere on the face of your X-Sight workstation to help you organize your work.

Flexibility



Up to three levels high of
Accessory storage



Shelves hold 250 lbs. and are adjustable
in 2" increments.



Base doors to protect and store servers.



Corner Solutions are
available to adapt to
unique environments.

Available in:

- Quick 90°
- 90°
- 45°
- Reverse 45°
- 30°
- 15°



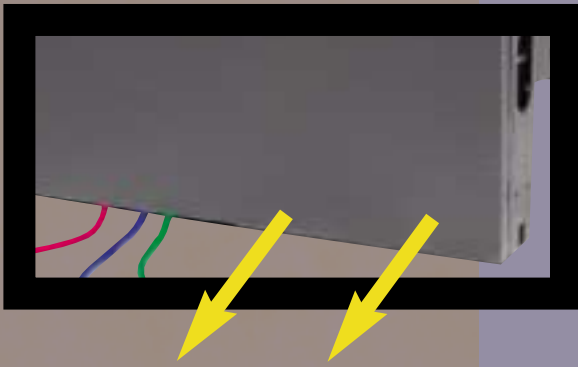



Adjustable Rear Worksurfaces on 42" units



30" Deep

Accessibility



Cable exit with backpanel closed

Options

Planning with X-Sight Flat Panel Workstations




Adjustable Depths

Four Widths

Three Heights

Unlimited Possibilities!

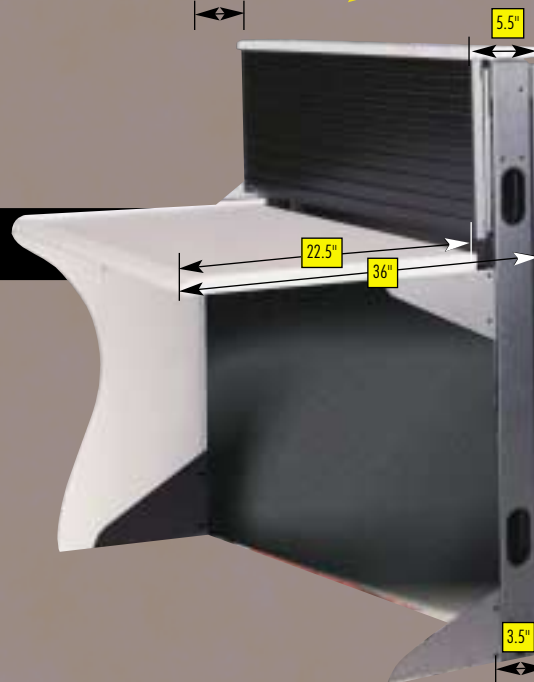
X-Sight offers unlimited configuration possibilities to add functionality and ergonomics to any network area. With X-Sight's building block design, configurations can easily be constructed with different widths, heights, corners and depths.



Adjustable Depth



X-Sight's multiple depths offer the ability to store standard monitor technology with the ability to migrate toward today's advanced flat screen displays.



Fixed Depth

30" Deep

Four Widths

X

EDP designed X-Sight with four widths to allow for easy room configurations. All sizes work in conjunction with several corner units available to create unlimited layout possibilities.

36" Wide

48" Wide

60" Wide

72" Wide

Three Heights

X

X-Sight grows with you as your flat panel display technology grows. Simply add one or two levels to your existing unit to save value space.

2 High (54"H)

3 High (66"H)

1 High (42"H)




54"

66"

42"

28.5"

edp
Engineered Data Products



U.S. and Foreign Patents Pending
©2001 Engineered Data Products, Inc.
All Rights Reserved.

Printed In U.S.A.

Part # FUS-01 KG03015M