



Shielded Cabinets

Military Series

Military (RFI) Shielded Frame Series


Certified to MIL-STD-285

(10 KHz – 10 GHz/120db – 30db respectively.

MIL-STD 910D (shock)

MIL-STD-810E (vibration) EIA STD 310 D

SHIELDED CABINET - MILITARY INTERIOR



Seam welded frame design provides optimal static 3,500 lbs. load rating.



Main channels are manufactured from 14 ga. (.074) cold-rolled steel and incorporate a narrow 1.00 width face for a streamlined aesthetic.

Entire external frame assembly exploits continuous bead welding for strength and to diminish any potential wave guide situations, resulting in much higher levels of shielding attenuation.



Formed side struts are manufactured from 14 ga. (.074) cold-rolled steel and have an additional formed 14 ga. (.074) stiffener spot weld on the outside surface for additional strength.



Top and bottom formed sections are manufactured from 14 ga. (.074) cold-rolled steel and incorporate additional eight 12 ga. (.104) cold-rolled steel gussets.



Optional base provides 3" recess from front of frame for ease in equipment access. Base option also available in caster version. Choose from light, medium and heavy duty versions depending on your load rating requirements.

Military Shielded Frame Sizes

- 6 Vertical Panel Openings (21", 45", 52", 61", 70" & 78")
- 2 Horizontal Panel Openings (19" & 24")
- 3 Overall Depths (25.50", 30" & 36")

SHIELDED CABINET - MILITARY EXTERIOR



Main channels are manufactured from 14 ga. (.074) cold-rolled steel and incorporate a narrow 1.00 width face for a streamlined aesthetic.

Entire external frame assembly exploits continuous bead welding for strength and to diminish any potential wave guide situations, resulting in much higher levels of shielding attenuation.



Doors feature 3 point compression latch for optimal shielding integrity. Frame, doors, side panels, top and bottom panels are cadmium plated per QQ-P-416 class3 - type2 (yellow).



Side panels mount within side of frame perimeter - keeping overall console footprint to a minimum. Side panels are available in solid version for this series.



Doors are available as solid, open and vented (top, bottom or both top & bottom). Honeycomb filters are available for both open & vented models.

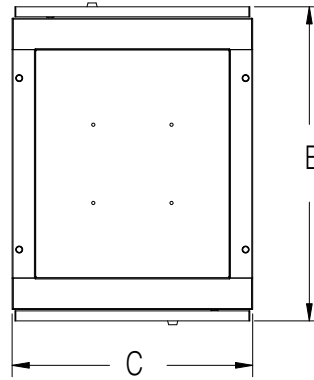
Available in 10 standard colors, 2 finishes - textured or smooth. See IMS/AMCO Color Selection Chart.

SHIELDED CABINET - MILITARY

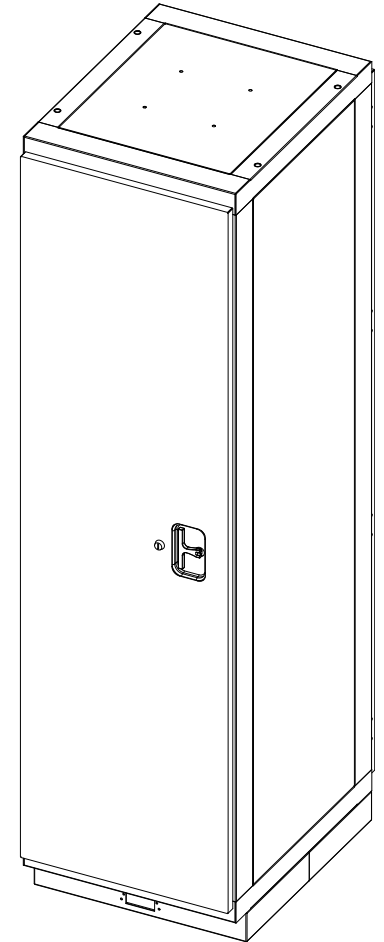

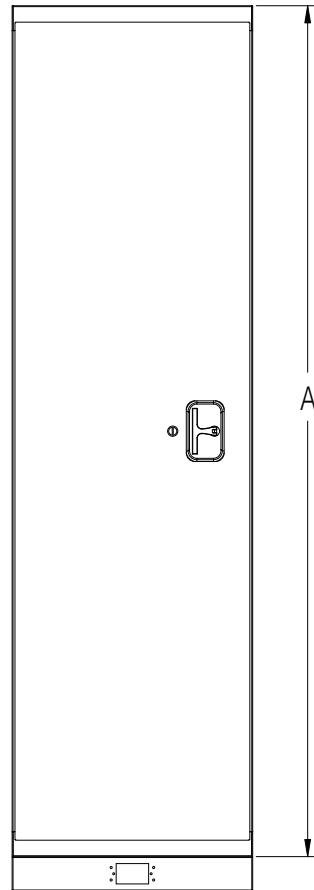
RFI Series - Overall Console Dimensions

19" Part No.	DIMENSIONS		
	"A"	"B"	"C"
FRF21-19-25	25.50	27.50	21.06
FRF45-19-25	50.00	27.50	21.06
FRF52-19-25	57.00	27.50	21.06
FRF61-19-25	65.75	27.50	21.06
FRF70-19-25	74.50	27.50	21.06
FRF78-19-25	78.87	27.50	21.06
FRF21-19-30	25.50	32.00	21.06
FRF45-19-30	50.00	32.00	21.06
FRF52-19-30	57.00	32.00	21.06
FRF61-19-30	65.75	32.00	21.06
FRF70-19-30	74.50	32.00	21.06
FRF78-19-30	78.87	32.00	21.06
FRF21-19-36	25.50	38.00	21.06
FRF45-19-36	50.00	38.00	21.06
FRF52-19-36	57.00	38.00	21.06
FRF61-19-36	65.75	38.00	21.06
FRF70-19-36	74.50	38.00	21.06
FRF78-19-36	78.87	38.00	21.06

24" Part No.	DIMENSIONS		
	"A"	"B"	"C"
FRF21-24-25	25.50	27.50	26.06
FRF45-24-25	50.00	27.50	26.06
FRF52-24-25	57.00	27.50	26.06
FRF61-24-25	65.75	27.50	26.06
FRF70-24-25	74.50	27.50	26.06
FRF78-24-25	78.87	27.50	26.06
FRF21-24-30	25.50	32.00	26.06
FRF45-24-30	50.00	32.00	26.06
FRF52-24-30	57.00	32.00	26.06
FRF61-24-30	65.75	32.00	26.06
FRF70-24-30	74.50	32.00	26.06
FRF78-24-30	78.87	32.00	26.06
FRF21-24-36	25.50	38.00	26.06
FRF45-24-36	50.00	38.00	26.06
FRF52-24-36	57.00	38.00	26.06
FRF61-24-36	65.75	38.00	26.06
FRF70-24-36	74.50	38.00	26.06
FRF78-24-36	78.87	38.00	26.06



A = Overall Height
 B = Depth
 C = Panel Opening Height



SHIELDED CABINET - MILITARY

RFI Series - Overall Frame Dimensions

PART NO.	DIMENSIONS				
	"A"	"B"	"C"	"D"	"E"
FRF21-19-25	25.50"	25.50"	21.12"	19.06	21.06
FRF45-19-25	50.00"	25.50"	45.62"	19.06	21.06
FRF52-19-25	57.00"	25.50"	52.62"	19.06	21.06
FRF61-19-25	65.75"	25.50"	61.37"	19.06	21.06
FRF70-19-25	74.50"	25.50"	70.12"	19.06	21.06
FRF78-19-25	83.25"	25.50"	78.87"	19.06	21.06
FRF21-19-30	25.50"	30.00"	21.12"	19.06	21.06
FRF45-19-30	50.00"	30.00"	45.62"	19.06	21.06
FRF52-19-30	57.00"	30.00"	52.62"	19.06	21.06
FRF61-19-30	65.75"	30.00"	61.37"	19.06	21.06
FRF70-19-30	74.50"	30.00"	70.12"	19.06	21.06
FRF78-19-30	83.25"	30.00"	78.87"	19.06	21.06
FRF21-19-36	25.50"	36.00"	21.12"	19.06	21.06
FRF45-19-36	50.00"	36.00"	45.62"	19.06	21.06
FRF52-19-36	57.00"	36.00"	52.62"	19.06	21.06
FRF61-19-36	65.75"	36.00"	61.37"	19.06	21.06
FRF70-19-36	74.50"	36.00"	70.12"	19.06	21.06
FRF78-19-36	83.25"	36.00"	78.87"	19.06	21.06

PART NO.	DIMENSIONS				
	"A"	"B"	"C"	"D"	"E"
FRF21-24-25	25.50"	25.50"	21.12"	24.06	26.06
FRF45-24-25	50.00"	25.50"	45.62"	24.06	26.06
FRF52-24-25	57.00"	25.50"	52.62"	24.06	26.06
FRF61-24-25	65.75"	25.50"	61.37"	24.06	26.06
FRF70-24-25	74.50"	25.50"	70.12"	24.06	26.06
FRF78-24-25	83.25"	25.50"	78.87"	24.06	26.06
FRF21-24-30	25.50"	30.00"	21.12"	24.06	26.06
FRF45-24-30	50.00"	30.00"	45.62"	24.06	26.06
FRF52-24-30	57.00"	30.00"	52.62"	24.06	26.06
FRF61-24-30	65.75"	30.00"	61.37"	24.06	26.06
FRF70-24-30	74.50"	30.00"	70.12"	24.06	26.06
FRF78-24-30	83.25"	30.00"	78.87"	24.06	26.06
FRF21-24-36	25.50"	36.00"	21.12"	24.06	26.06
FRF45-24-36	50.00"	36.00"	45.62"	24.06	26.06
FRF52-24-36	57.00"	36.00"	52.62"	24.06	26.06
FRF61-24-36	65.75"	36.00"	61.37"	24.06	26.06
FRF70-24-36	74.50"	36.00"	70.12"	24.06	26.06
FRF78-24-36	83.25"	36.00"	78.87"	24.06	26.06

A = Overall Height
 B = Depth
 C = Panel Opening Height
 D = Panel Opening Width
 E = Overall Width

