

SEISMIC CABINETS

Zone 4 Certified



Seismic (FXST) Frame Series

Cerified to MIL-STD 910D (Shock)

MIL-STD 810E (Vibration)


EIA-STD 310D

SEISMIC CABINET - Zone 4


INTERIOR




Frame design provides optimal static (3,500 lbs.) load rating.




Main channels are manufactured from 11 ga. (.119) CRS. and exploit a multiple formed (ribbed) profile for added strength. Welding is continuous bead where permissible



Formed side struts are manufactured from 14 ga. CRS. Struts are both spot & bead welded in place for additional support. Punched hole pattern in struts makes front to rear equipment mounting that much easier.



Top and base sections are part of the frame weldment and include a generous opening for cable egress. Other configurations are available upon request - including fan options.



Eight frame stiffeners manufactured from .120 x .750 x .750 steel tubing and welded to frame main channels and top/base sections.

Four anchor (tie down) plates manufactured from .500 x .200 steel plate and attached to base corners.

Seismic Frame Sizes

- 4 Vertical Panel Openings (52", 61", 70" & 78")
- 2 Horizontal Panel Openings (19" & 24")
- 3 Overall Depths (25.50", 30" & 36")

SEISMIC CABINET - Zone 4 EXTERIOR



Cabinet shown with optional 24" to 19" reducer channels.



A variety of door options are available - solid, louvered and Plexiglas. Keyed locks are included on all doors. Enclosure panels are also available - as an option - to fill open RU in your cabinets panel opening space. (1RU to 21RU)



Side Panels feature a 5/8" width and are available in solid or louvered, and with bolt-on or lift-off features for easy access.



Cabinets easily join together with standard hardware to construct multi-bay consoles without any additional resources.

Bolt down kit is available to secure cabinets to floor. Bolt down kit is supplied with front, rear and side isolation plates, 4ea. anchor bolts, washers and nylon bushings

All the functionality and accessories of the FX Cabinet Series can be implemented into the Seismic Cabinet Series, such as shelves, drawers, cooling devices etc.

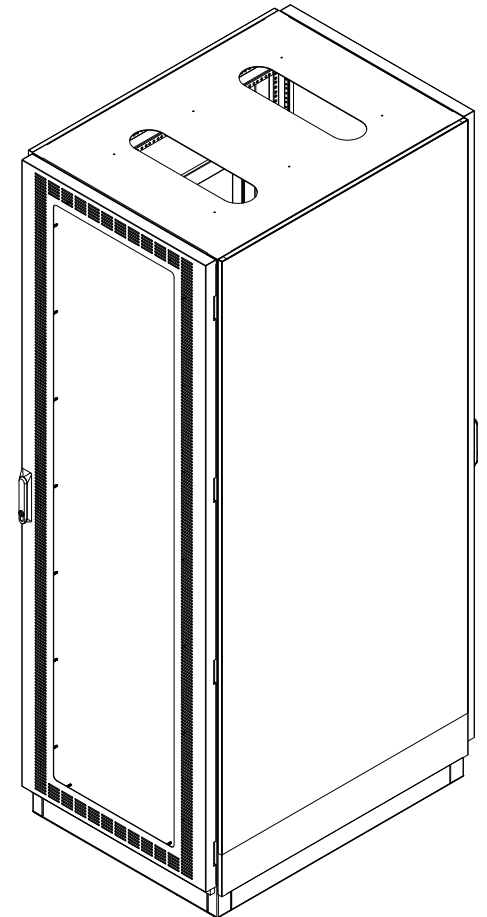
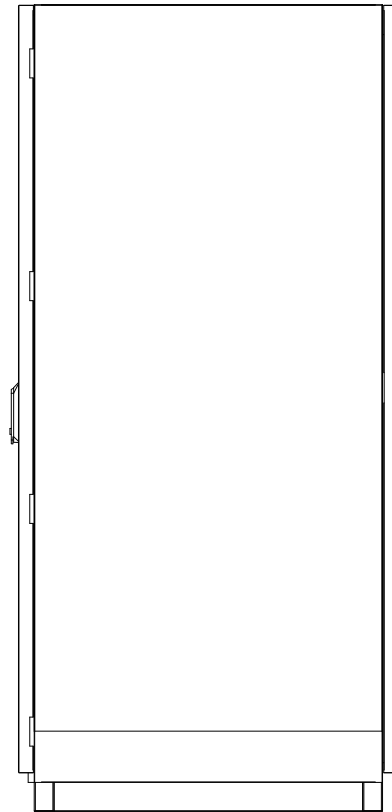
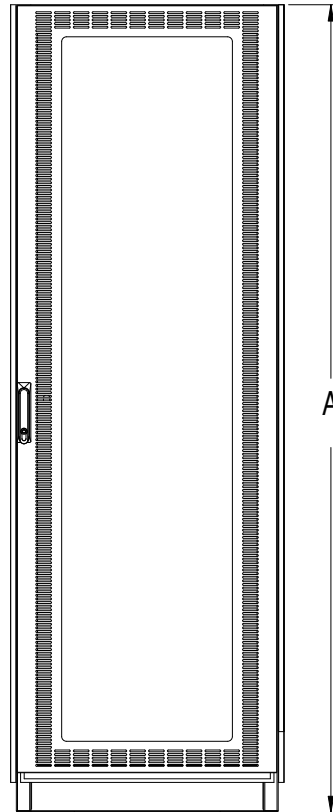
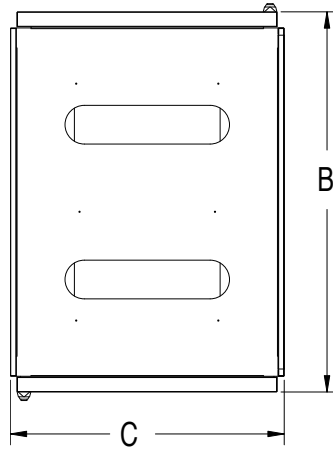
SEISMIC CABINET - Zone 4

FXST Series - Overall Console Dimensions

19" PART NO.	DIMENSIONS		
	"A"	"B"	"C"
FXST52-19-25	60.62	28.75	23.31
FXST61-19-25	69.37	28.75	23.31
FXST70-19-25	79.12	28.75	23.31
FXST78-19-25	86.87	28.75	23.31
FXST52-19-30	60.62	33.25	23.31
FXST61-19-30	69.81	33.25	23.31
FXST70-19-30	78.06	33.25	23.31
FXST78-19-30	87.56	33.25	23.31
FXST52-19-36	60.62	39.25	23.31
FXST61-19-36	69.81	39.25	23.31
FXST70-19-36	78.06	39.25	23.31
FXST78-19-36	87.56	39.25	23.31

24" PART NO.	DIMENSIONS		
	"A"	"B"	"C"
FXST52-24-25	60.62	28.75	28.31
FXST61-24-25	69.37	28.75	28.31
FXST70-24-25	79.12	28.75	28.31
FXST78-24-25	86.87	28.75	28.31
FXST52-24-30	60.62	33.25	28.31
FXST61-24-30	69.81	33.25	28.31
FXST70-24-30	78.06	33.25	28.31
FXST78-24-30	87.56	33.25	28.31
FXST52-24-36	60.62	39.25	28.31
FXST61-24-36	69.81	39.25	28.31
FXST70-24-36	78.06	39.25	28.31
FXST78-24-36	87.56	39.25	28.31

A = Overall Height
 B = Depth
 C = Overall Width



SEISMIC CABINET - Zone 4

FXST Series - Overall Frame Dimensions

DIMENSIONS					
24"PART NO.	"A"	"B"	"C"	"D"	"E"
FXST52-19-25	60.62"	25.50"	52.62"	19.06	22.06
FXST61-19-25	69.37"	25.50"	61.37"	19.06	22.06
FXST70-19-25	79.12"	25.50"	70.12"	19.06	22.06
FXST78-19-25	86.87"	25.50"	78.87"	19.06	22.06
FXST52-19-30	60.62"	30.00"	52.62"	19.06	22.06
FXST61-19-30	69.37"	30.00"	61.37"	19.06	22.06
FXST70-19-30	79.12"	30.00"	70.12"	19.06	22.06
FXST78-19-30	86.87"	30.00"	78.87"	19.06	22.06
FXST52-19-36	60.62"	36.00"	52.62"	19.06	22.06
FXST61-19-36	69.37"	36.00"	61.37"	19.06	22.06
FXST70-19-36	79.12"	36.00"	70.12"	19.06	22.06
FXST78-19-36	86.87"	36.00"	78.87"	19.06	22.06

DIMENSIONS					
24"PART NO.	"A"	"B"	"C"	"D"	"E"
FXST52-19-25	60.62"	25.50"	52.62"	24.06	27.06
FXST61-19-25	69.37"	25.50"	61.37"	24.06	27.06
FXST70-19-25	79.12"	25.50"	70.12"	24.06	27.06
FXST78-19-25	86.87"	25.50"	78.87"	24.06	27.06
FXST52-19-30	60.62"	30.00"	52.62"	24.06	27.06
FXST61-19-30	69.37"	30.00"	61.37"	24.06	27.06
FXST70-19-30	79.12"	30.00"	70.12"	24.06	27.06
FXST78-19-30	86.87"	30.00"	78.87"	24.06	27.06
FXST52-19-36	60.62"	36.00"	52.62"	24.06	27.06
FXST61-19-36	69.37"	36.00"	61.37"	24.06	27.06
FXST70-19-36	79.12"	36.00"	70.12"	24.06	27.06
FXST78-19-36	86.87"	36.00"	78.87"	24.06	27.06

- A = Overall Height
- B = Depth
- C = Panel Opening Height
- D = Panel Opening Width
- E = Overall Width

